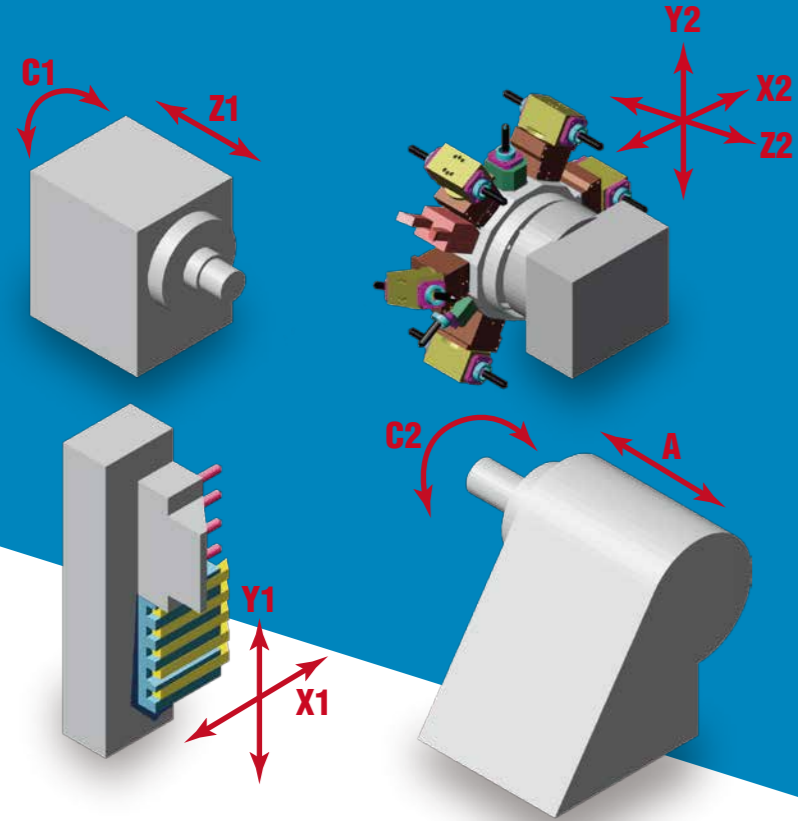


DIAMOND CSL 42-2Y



Machine Features

★ **Diamond CSL 42-2Y** offers up to 9 axes complex manufacturing capability using the most advanced multi-axes control system.

★ **Diamond CSL 42-2YII** is upgraded with MITSUBISHI 830 controller which possessed control axis superimposition function. It offers up to 10 axes complex manufacturing capability and it can simultaneously to process at 3 channels.

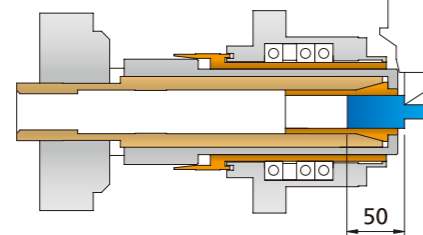
機械特點：

★ **金鑽 CSL 42-2Y** 採用最先進的多軸控制系統，可提供多達 9 軸的複雜製造能力。

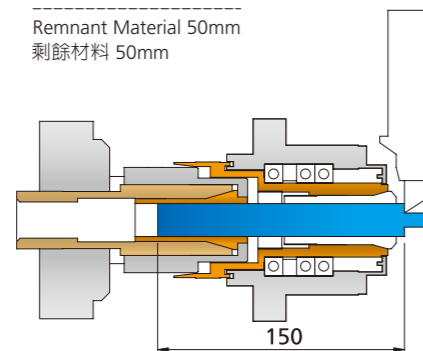
★ **金鑽 CSL 42-2YII** 升級採用具有控制軸疊加功能的三菱 830 控制器，它提供多達 10 軸的複雜製造能力，並且可以同時在 3 個系統進行處理。

Guide Bush vs. Non Guide Bush

導套和無導套區別



Using Rough Material Bushing without Guide Bush
無導套之主軸構造
Remnant Material 50mm
剩餘材料 50mm



Using Live Bushing with Guide Bush
有導套之主軸構造
Remnant Material 150mm
剩餘材料 150mm

DIAMOND CSL 42-2YII



SWISS Type CNC Auto Lathe

Main and Sub-Spindle are up to 42mm with 12 station power turret. Both built-in spindle are with MP Scale' s CS axis construction. This helps to obtain higher spindle rotation accuracy and better surface finish during cutting operation.


主軸和副主軸高達42毫米，配有12個工位的動力轉塔。內置主軸均採用 MP Scale 的 CS 軸結構。這有助於獲得更高的主軸旋轉精度和更好的切削操作表面光潔度。



12 Stations Power Turret
Can Do Double-side Processing
12 角動力刀塔可做雙面加工

4 pcs Cross Working Driven
Tool Holder
4 支側銑刀具刀座

4 pcs Back Working Driven
Tool Holder (for 42-2YII)
4 支背面鑽銑刀具刀座
(只限42-2YII)



5 pcs O.D. Turning Tool Holder
5 支外徑刀具刀座

Parts Catcher with Parts Conveyor

工件收集器配成品輸送帶

